



# Selarid® (selamectin)

Selarid (pronounced "Sel-a-rid")

Generic name: selamectin ("sel-a-mec-tin")

This summary contains important information about Selarid®. You should read this information before you start using Selarid on your dog or cat and review it each time your prescription is refilled. This sheet is provided only as a summary and does not take the place of instructions from your veterinarian. Talk to your veterinarian if you do not understand any of this information or if you want to know more about Selarid.

### What is Selarid?

Selarid is a topical parasiticide that is applied to the skin of dogs six weeks of age and older and cats eight weeks of age and older to kill adult fleas and prevent flea eggs from hatching, prevent heartworm disease and protect your pet against other parasites (see below).

### Why has my veterinarian prescribed Selarid?

Selarid has been prescribed by your veterinarian to treat, prevent and/or control the following parasites in your dog or cat:

#### Dog Parasites:

- Control and prevention of flea infestation (*Ctenocephalides felis*)
- Prevention of heartworm disease (*Dirofilaria immitis*)
- Treatment and control of ear mite infestation (*Otodectes cynotis*)
- Treatment and control of sarcoptic mange (*Sarcoptes scabiei*)
- Control of the American Dog Tick (*Dermacentor variabilis*)

#### Cat Parasites:

- Control and prevention of flea infestation (*Ctenocephalides felis*)
- Prevention of heartworm disease (*Dirofilaria immitis*)
- Treatment and control of ear mite infestation (*Otodectes cynotis*)
- Treatment and control of intestinal worms Roundworm (*Toxocara cati*)  
Hookworm (*Ancylostoma tubaeforme*)

### What should I discuss with my veterinarian before Selarid is prescribed?

Your veterinarian is best suited to discuss and recommend appropriate medications for your dog or cat. It is important to discuss your pet's health history with your veterinarian so he/she can decide if Selarid is right for your animal.

### Selarid should not be used in sick, debilitated or underweight animals.

Dogs should be tested for heartworm disease prior to giving Selarid. If your dog tests positive for adult heartworms, your veterinarian can recommend appropriate treatment. Dogs infected with adult heartworms can safely be given Selarid.

If your cat is older than six months of age, your veterinarian may decide to test him/her for heartworm disease before prescribing Selarid. Cats infected with adult heartworms can be given Selarid to prevent further infections.

### What dose of Selarid do I use on my dog or cat?

Your veterinarian will recommend the appropriate dose for your dog or cat based on your animal's body weight. You should not administer Selarid to dogs younger than 6 weeks of age or cats younger than 8 weeks of age. Selarid is available in eight separate dose strengths for dogs and cats of different weights.

### What should I do if I do not give Selarid on time or miss a dose?

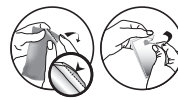
If you forget to apply a monthly dose of Selarid, immediately apply Selarid, resume monthly applications, and notify your veterinarian.

### What if I administer more than the prescribed amount of Selarid to my dog or cat?

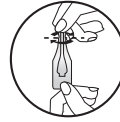
Contact your veterinarian if you administer more than the prescribed amount of Selarid.

### How should Selarid be applied?

- Remove the applicator from the outer pouch using scissors or fold along diagonal line to expose nick; tear back at nick.



- Hold the applicator upright. Tap the narrow part of the applicator to ensure the contents remain within the main body of the applicator. Twist or snap back the tip.



- Part the hair on the back of the animal at the base of the neck, in front of the shoulder blades, until the skin is visible.



- Apply the tip of the Selarid applicator directly to the skin. Squeeze the applicator firmly 3–4 times in one spot until empty. Keep applicator compressed on the final squeeze to avoid drawing liquid back into applicator. Avoid contact between Selarid and your fingers.



- While keeping applicator squeezed, drag it away from liquid and lift up to remove.

- Ensure applicator is empty.

### Do not massage Selarid into the skin. Do not apply when the haircoat is wet.

### Do not apply to broken skin – Selarid contains alcohol.

Stiff hair, clumping of hair, hair discoloration, or a slight powdery residue may be observed at the site in some animals. These effects are usually temporary and do not affect the safety or effectiveness of the product.

### Can I give my pet a bath after applying Selarid?

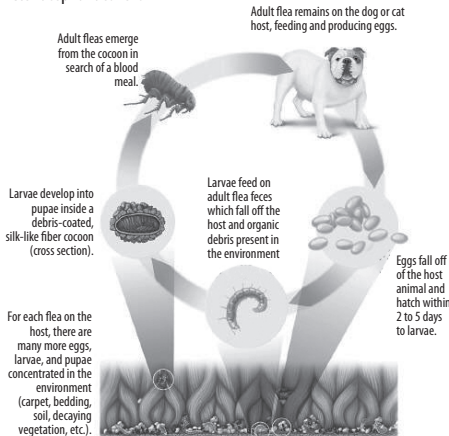
Yes. Bathing or shampooing the dog 2 or more hours after treatment will not reduce the effectiveness of Selarid against fleas or heartworm. Bathing or shampooing the cat 24 hours after treatment will not reduce the effectiveness of Selarid against fleas or heartworm.

### When can I play with my pet following treatment with Selarid?

You should avoid contact with application site when wet. You may hold or play with your pet any time after the area on which Selarid was applied is dry.

## FLEAS

*Ctenocephalides felis*



### I see fleas on my dog or cat. Is Selarid working?

Selarid kills adult fleas and prevents flea eggs from hatching. You may occasionally see a few fleas on dogs or cats treated with Selarid but more than 98% of adult fleas are killed within 36 hours.

Immature stages of the flea called pupae may be present in your pets' environment (yard, flooring, carpet, bedding, etc.). These pupae are not killed by parasiticides (including Selarid) and as such may emerge as adult fleas.

These adult fleas may hop onto your pet at anytime. They must be exposed to Selarid on your dog or cat before being killed. It can take from 3–5 weeks (or longer depending on environmental conditions) for most fleas to complete their 4-stage life cycle (egg, larvae, pupae, and adult) and reach the adult stage before being seen on your pet. Due to the

presence of immature flea stages in infested environments it can take up to 2 to 3 monthly applications for Selarid to maximally control the infestation of fleas in the environment. Once the flea population is controlled you will be less likely to see fleas.

### I see ticks on my dog. Is Selarid working?

Selarid controls tick infestations only due to the American Dog Tick (*Dermacentor variabilis*), a tick commonly found on dogs. There are other common species of ticks that are not killed or controlled by Selarid. Your veterinarian can recommend appropriate products to control or kill ticks common to your area. For the control of the American Dog Tick, Selarid should be applied once a month; however, your veterinarian may recommend a second administration applied 14 days after the first dose if your dog has a heavy tick infestation and/or recommend additional tick control methods. It may take up to 5 days to kill the majority of ticks on your dog.

### What are the possible side effects of Selarid?

Following the use of Selarid, the following side effects have been seen, listed in decreasing order of frequency for each species.

**Dogs-** Sluggishness, vomiting, diarrhea (with or without blood), decreased appetite, generalized itching, seizures, hair loss or skin redness at the application site, trembling, incoordination, skin inflammation, drooling, and rapid breathing.

In some cases, death has been reported in dogs.

**Cats-** Hair loss at the site of application with or without redness, flaking, or itching, sluggishness, decreased appetite, vomiting, generalized itching, diarrhea (with or without blood), incoordination, fever, hair loss, trembling, drooling, skin inflammation, and seizures.

Severe application site reactions like blisters, scabbing, and infection have been reported in cats.

In some cases, death has been reported in cats.

### Can Selarid be given with other medicines?

In well-controlled clinical studies, selamectin solution was used safely in dogs and cats receiving other veterinary products such as vaccines, anthelmintics, antiparasitics, antibiotics, steroids, collars, shampoos and dips. Tell your veterinarian about all medicines you have given your dog or cat in the past, and any medicines that you are planning to use with Selarid. This should include other medicines that you can get without a prescription. Your veterinarian may want to check that all of your dog's or cat's medicines can be given together.

### How should Selarid be stored?

Selarid is flammable – Keep away from heat, sparks, open flames or other sources of ignition. Store below 86°F (30°C). After application, empty applicators can be placed in your normal household refuse for disposal.

### What else should I know about Selarid?

#### Selarid is not for use in humans.

#### Selarid should be kept out of reach of children.

In humans, Selarid may be irritating to skin and eyes. Reactions such as hives, itching and skin redness have been reported in humans. Individuals with known hypersensitivity to Selarid should use the product with caution or consult a health care professional. Selarid contains isopropyl alcohol and the preservative butylated hydroxytoluene (BHT).

Wash hands after use and wash off any product in contact with skin immediately with soap and water. In case of human ingestion contact a doctor immediately.

Revised: Jul 2024

Manufactured by:  
Norbrook Manufacturing Ltd.  
Rossmore Industrial Estate  
Monaghan, Co. Monaghan  
Ireland



**Norbrook®**

966670103